
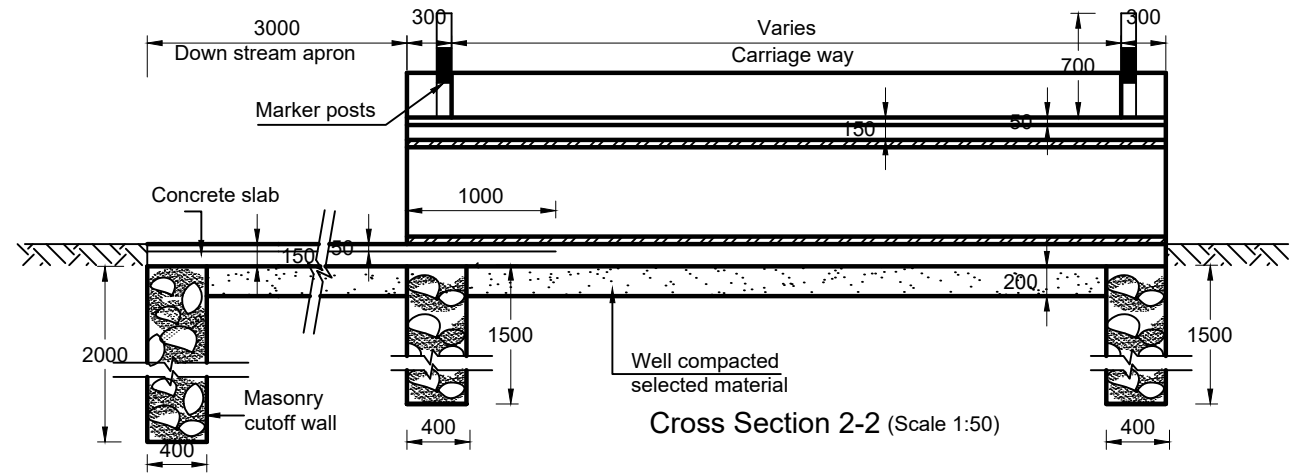
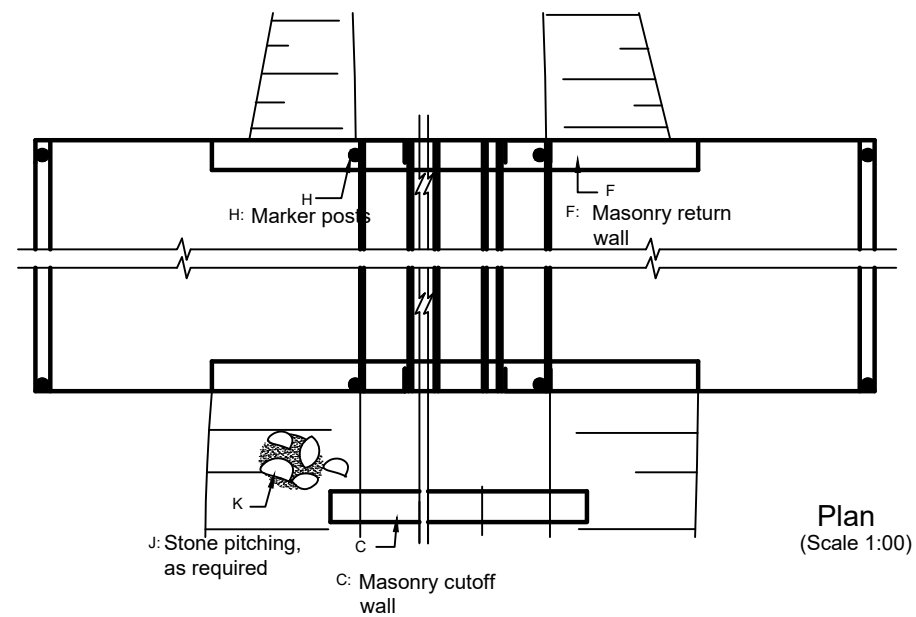
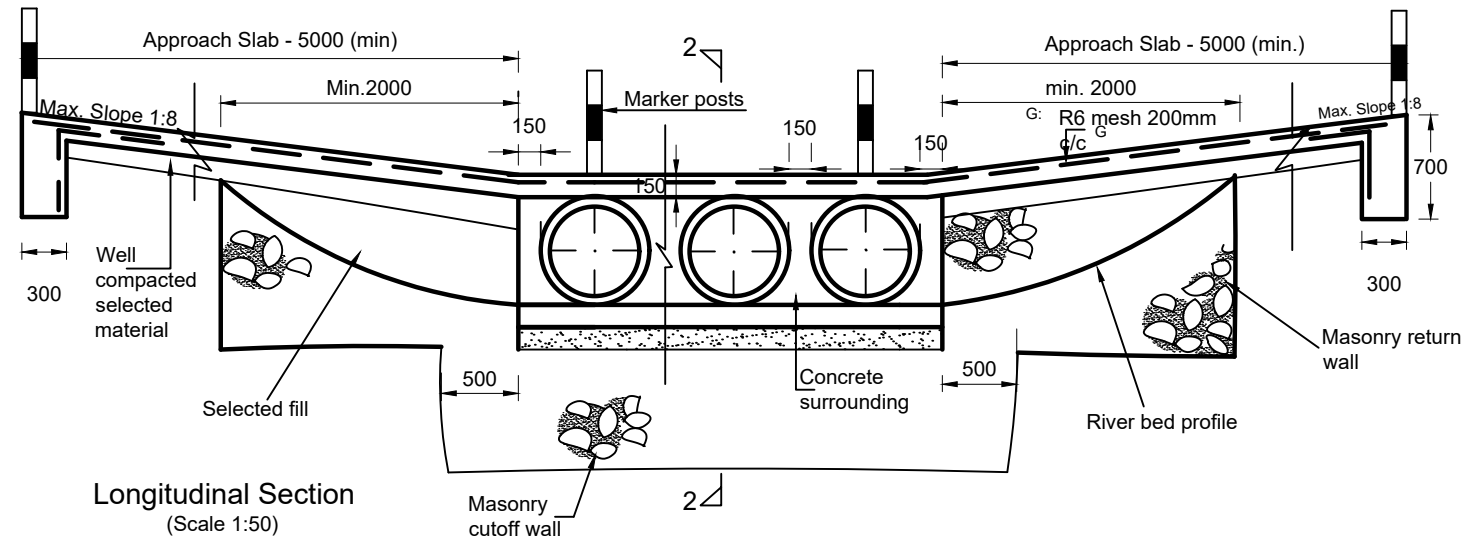
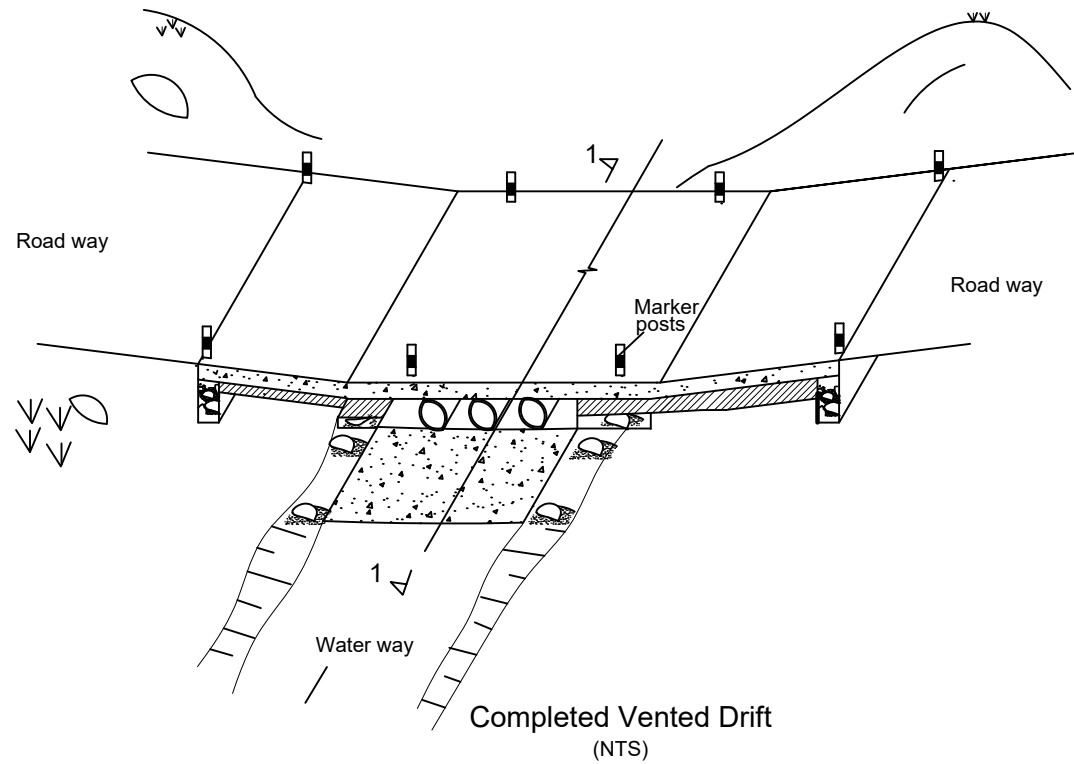



NOTES

1. All dimensions are in millimetres unless otherwise stated
2. All concrete is Class 30 unless otherwise stated
3. All edges to have a 20mm chamfer.
4. Guard blocks is approx. 1500mm c/c.

| NO. | AMENDMENTS | DATE | CLIENT: | | | | | | | |
|-----|------------|------|-------------------------------------------------------------------------------------------------------------------------------------------------------------------------------------------|--|--|----------------------------------|----------------------------------------------------------------|---------------------------|-----------------|----------------|
| | | |  <div>REPUBLIC OF KENYA MINISTRY OF ROADS AND TRANSPORT P.O. BOX 30260-00100 NAIROBI</div> | | | STANDARD DRAINAGE DRAWINGS | Vented Drift with Stone Masonry Plan, Elevation and Section | | | |
| | | | | | | | | DRAWING NO.: RDM/2/2/1/02 | | |
| | | | | | | | | Date: Jan. 2024 | Scale: As Shown | Sheet No.: 1/2 |
| | | | | | | | | | | |



- NOTES
1. All dimensions are in millimetres unless otherwise stated
 2. All concrete is Class 30.
 3. All edges to have a 20mm chamfer.

| NO. | AMENDMENTS | DATE | CLIENT: | | | | | | |
|----------------------------|------------|------|-------------------------------------------------------------------------------------------------------------------------------------------------------------------------------------------|--|--|--|-----------------------------------------------------------|-----------------|----------------|
| | | |  <div>REPUBLIC OF KENYA MINISTRY OF ROADS AND TRANSPORT P.O. BOX 30260-00100 NAIROBI</div> | | | | | | |
| | | | | | | | | | |
| | | | | | | | | | |
| | | | | | | | | | |
| STANDARD DRAINAGE DRAWINGS | | | | | | | Vented Drift with Culverts Plan, Elevation and Section | | |
| | | | | | | | DRAWING NO.: RDM/2/2/1/02 | | |
| | | | | | | | Date: Jan. 2024 | Scale: As Shown | Sheet No.: 2/2 |